

Date: June 01, 2026

To,  
The Manager,  
BSE Limited  
Phiroze Jeejeebhoy Towers,  
Dalal Street, Fort,  
Mumbai – 400001

Scrip Code: 542459  
Scrip Symbol: KRANTI

**Subject: Investor Presentation – Disclosure under Regulation 30 of the SEBI (Listing Obligations and Disclosure Requirements) Regulations, 2015.**

Respected Sir/Madam,

Pursuant to Regulation 30 read with Schedule III Part A Para A and other applicable regulations of SEBI (Listing Obligations and Disclosure Requirements) Regulations, 2015 and the relevant amendment thereto from time to time, please find enclosed herewith the **“Investor Presentation”** to be made to Analysts/Investors for the 4<sup>th</sup> Quarter and Financial Year ended on March 31, 2026.

The aforementioned presentation has been uploaded on the Company website at: [www.krantigrp.com](http://www.krantigrp.com)

We request you to take the above information on record.

Thanking You,

For and on Behalf of  
**KRANTI INDUSTRIES LIMITED**

**SAMPADA SHEKHAR BARSWADE**

Company Secretary and Compliance Officer

**Enclosed: As Above**



a **revolution** in accuracy...  
driven by **perfection** !!

# KRANTI INDUSTRIES LIMITED

## Investor Presentation

Q4 & FY26 | March 2026



**PRECISION ENGINEERING**  
Accuracy in every detail



**EV COMPONENTS**  
Powering the future



**GLOBAL OEM SUPPLIER**  
Trusted. Reliable. Proven.

**BSE: 542459**

This presentation has been prepared by Kranti Industries Limited (the “Company”) solely for informational purposes and does not take into account the specific objectives, financial situation, or needs of any particular person. This presentation does not constitute or form part of any offer, invitation, or solicitation to sell, issue, or subscribe to any securities of the Company in any jurisdiction, including India. It should not be relied upon as the basis for any investment decision or contractual commitment.

The material may contain forward-looking statements, including statements regarding the Company’s expectations, plans, and financial condition. Such statements are based on current assumptions and involve known and unknown risks and uncertainties, including but not limited to fluctuations in earnings, growth management, competition, international operations, and regulatory changes.

Actual results may differ materially from those expressed or implied. The Company undertakes no obligation to update or revise any forward-looking statements to reflect future events or developments.

01

Financial  
Performance



02

Company  
Overview



03

Growth  
Drivers



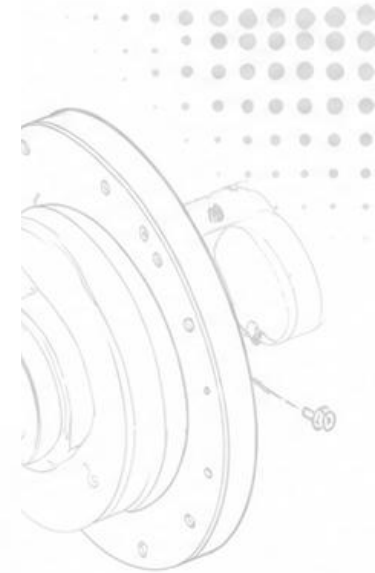
04

Management  
Team



05

Historical  
Financials





**Late Shri. Subhash K. Vora**  
**Founder**  
(1955-2011)

## Work Hard with Honesty & Commitment, Growth will follow...

The ethos of Kranti Industries, as envisioned by our late founder, **Shri Subhash K. Vora** eloquently expressed this in his timeless words: **"Diligence, honesty, and commitment pave the path to growth."** This guiding philosophy continues to inspire every facet of our organisation, shaping our pursuit of excellence and anchoring our values.

At Kranti Industries, we recognise that our true strength lies in perseverance. It drives us to invest our resources wisely and remain steadfast in our aspirations. Integrity forms the bedrock of our identity, nurturing confidence through openness and moral clarity. Bound by a shared dedication to rise above obstacles and exceed expectations, we transform advancement from a mere ambition into a natural result of our consistent effort.

In paying tribute to the legacy of Late Shri Subhash Vora, we proudly uphold his vision— **moving forward with virtue, tenacity, and an enduring drive for continual improvement.**



**Mr. Sachin Subhash Vora**

*Promoter, Chairman and  
Managing Director*

“ FY26 has been a defining year for Kranti Industries, marked by several strategic and operational milestones that strengthened our platform for long-term growth. The Company crossed the landmark ₹100 crore consolidated revenue milestone for the first time, reporting consolidated revenue of ₹10,045 lakh, reflecting robust 28.0% YoY growth. Profitability improved significantly, with consolidated PAT turning positive at ₹156 lakh and standalone PAT increasing to ₹260 lakh from a loss of ₹75 lakh in FY25. This performance was driven by focused execution, improved operational efficiencies, better capacity utilization, and a higher contribution from value-added precision-engineered components. Standalone EBITDA grew 63.7% to ₹1,244 lakh, while EBITDA margins expanded to 13.3%, demonstrating the scalability and resilience of our business model.

During the year, we also commissioned our fourth manufacturing facility in Jaipur, adding over 35,000 sq. ft. of machining capacity to support future growth. A key strategic achievement during FY26 was our entry into the defence manufacturing sector through orders from Armoured Vehicles Nigam Limited (AVNL), diversifying our presence beyond traditional automotive applications. As we progress on our Vision 2030 journey, our objective remains to build a globally recognized, technology-driven precision engineering company with a diversified presence across automotive, defence, construction equipment, agriculture, electric vehicles, and international markets. Supported by expanded manufacturing capacity, increasing export traction, a diversified customer and sector mix, and a healthy business pipeline, we remain well-positioned to accelerate growth, enhance shareholder value, and deliver sustainable long-term returns for all stakeholders.

”

▶ **Strategic Restructuring of Preciso Metall:**

- Successfully completed the disinvestment of 8 lakh equity shares in Preciso Metall Private Limited for a consideration of ₹80 lakh.
- Following the transaction, Preciso Metall transitioned from a subsidiary to an associate company, reflecting Kranti's disciplined capital allocation strategy while maintaining a long-term strategic business relationship.

▶ **Expansion into the Defence Sector:**

- Continued investments in advanced CNC machining infrastructure and technology upgrades across manufacturing facilities.
- Enhanced capability to manufacture precision-engineered and higher-value-added components, supporting future growth and margin improvement.

▶ **Strengthening Manufacturing Capabilities:**

- Continued investments in advanced CNC machining infrastructure and manufacturing capabilities across facilities.
- Strengthened execution capabilities for precision-engineered and higher-value-added components.

▶ **Commissioning of Plant 4:**

- Commenced commercial operations at the Company's fourth manufacturing facility with effect from January 1, 2026.
- The newly leased 35,160 sq. ft. machining facility in Jaipur significantly expands manufacturing capacity, improves operational flexibility, and supports future business growth.

▶ **Record Revenue Achievement:**

- Consolidated revenue crossed the ₹100 crore milestone for the first time, reaching ₹100.4 crore in FY26.
- Revenue growth was supported by strong customer demand, improved export performance, higher capacity utilization, efficient inventory management, and successful execution of orders across key business segments.

**These milestones reaffirm our commitment to innovation, growth, and excellence in serving our valued customers.**

# Income Statement - Standalone

Parameters (₹ in Lakh)	Quarterly					Yearly		
	Q4 FY26	Q3 FY26	QoQ	Q4 FY25	YoY	FY26	FY25	YoY
<b>Revenue</b>	<b>2,931.4</b>	<b>2,286.8</b>	<b>28.2%</b>	<b>1,829.5</b>	<b>60.2%</b>	<b>9,388.4</b>	<b>7,221.2</b>	<b>30.0%</b>
Cost of material consumed	1,811.3	1,300.5		1,049.0		5,853.8	4,390.7	
Changes in inventories	29.8	(42.5)		12.5		(486.8)	(128.37)	
Employee expenses	512.4	379.4		298.8		1,535.5	1,226.8	
Other expenses	411.5	294.8		248.5		1,241.7	971.9	
<b>EBIDTA</b>	<b>166.5</b>	<b>354.6</b>	<b>(53.1%)</b>	<b>220.6</b>	<b>(24.5%)</b>	<b>1,244.3</b>	<b>760.0</b>	<b>63.7%</b>
<b>EBIDTA Margin</b>	<b>5.7%</b>	<b>15.5%</b>	<b>(983 bps)</b>	<b>12.1%</b>	<b>(638 bps)</b>	<b>13.3%</b>	<b>10.5%</b>	<b>273 bps</b>
Other income	82.6	32.4		40.4		171.5	86.9	
Finance cost	109.3	91.3		91.1		374.4	335.0	
<b>PBDT</b>	<b>139.7</b>	<b>295.7</b>	<b>(52.7%)</b>	<b>170.0</b>	<b>(17.8%)</b>	<b>1,041.3</b>	<b>511.9</b>	<b>2.0x</b>
<b>PBDT Margin</b>	<b>4.8%</b>	<b>12.9%</b>	<b>(816 bps)</b>	<b>9.3%</b>	<b>(452 bps)</b>	<b>11.1%</b>	<b>7.1%</b>	<b>400 bps</b>
Depreciation expenses	189.3	176.3		168.7		695.0	625.5	
<b>PBT</b>	<b>(49.6)</b>	<b>119.4</b>	<b>-</b>	<b>1.3</b>	<b>-</b>	<b>346.3</b>	<b>(113.6)</b>	<b>-</b>
Tax expenses	(38.8)	45.7		0.3		86.8	(38.2)	
<b>PAT</b>	<b>(10.8)</b>	<b>73.7</b>	<b>-</b>	<b>1.0</b>	<b>-</b>	<b>259.5</b>	<b>(75.4)</b>	<b>-</b>
<b>PAT Margin</b>	<b>(0.4%)</b>	<b>3.2%</b>		<b>0.1%</b>		<b>2.8%</b>	<b>(1.0%)</b>	

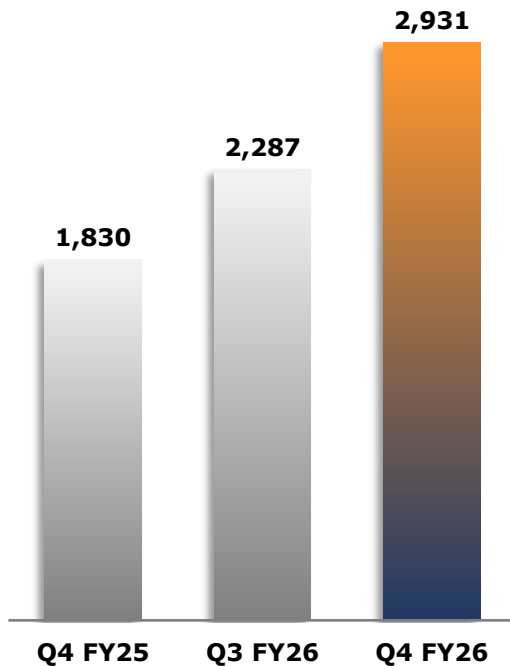
# Balance Sheet Statement - Standalone

Assets (₹ in Lakh)	FY26	FY25	Equity & Liabilities (₹ in Lakh)	FY26	FY25
<b>Non-current Assets</b>	<b>7,017.0</b>	<b>6,529.2</b>	<b>Equity</b>	<b>4,590.7</b>	<b>4,344.1</b>
Property, Plant & Equipment	4,511.8	4,980.1	Share Capital	1,276.0	1,251.1
Right-of-use asset	930.5	371.0	Other Equity	3,314.7	3,093.0
Intangible Assets	47.3	47.3	<b>Non-current Liabilities</b>	<b>2,504.9</b>	<b>2,423.2</b>
Investment	313.6	161.9	Borrowings	1,882.3	2,228.5
Other Financial Assets	151.8	111.8	Lease Liabilities	457.3	42.8
Other Non-current Assets	1,061.9	857.1	Net Deferred Tax Liabilities	19.8	26.8
			Other Non-current Liabilities	145.5	125.1
<b>Current Assets</b>	<b>5,255.5</b>	<b>2,853.5</b>	<b>Current Liabilities</b>	<b>5,176.8</b>	<b>2,615.4</b>
Inventories	2,988.2	1,727.3	Borrowings	2301.2	1,552.9
Trade Receivable	1,808.9	1,041.9	Lease Liabilities	136.3	83.1
Cash	13.2	14.0	Trade Payables	2,339.3	786.2
Other Financial Assets	1.1	1.1	Other Financial Liabilities	257.2	152.5
Current Tax Assets (net)	49.0	22.4	Provisions	53.8	31.4
Other Current Assets	395.0	46.8	Other Current Liabilities	89.0	9.3
<b>Total Assets</b>	<b>12,272.4</b>	<b>9,382.7</b>	<b>Total Equity &amp; Liabilities</b>	<b>12,272.4</b>	<b>9,382.7</b>

# Q4 FY26 Financial Performance - Standalone

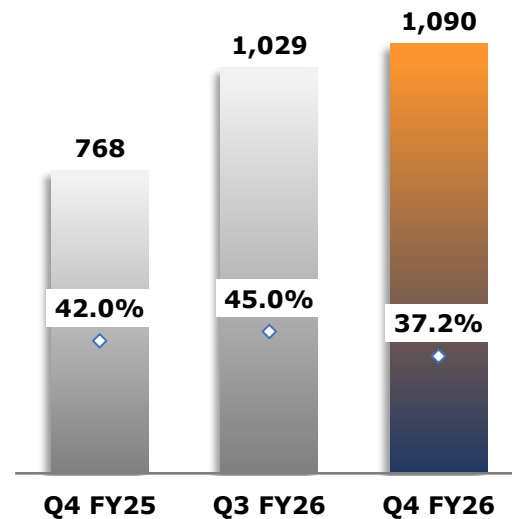
## Revenue

QoQ: 28.2%  
YoY: 60.2%



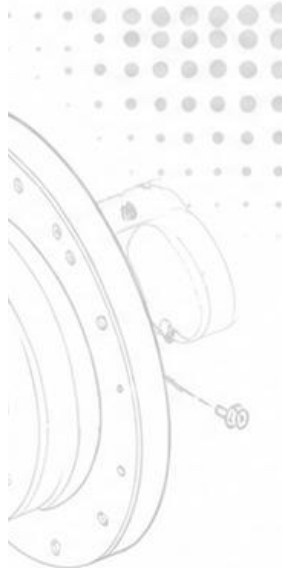
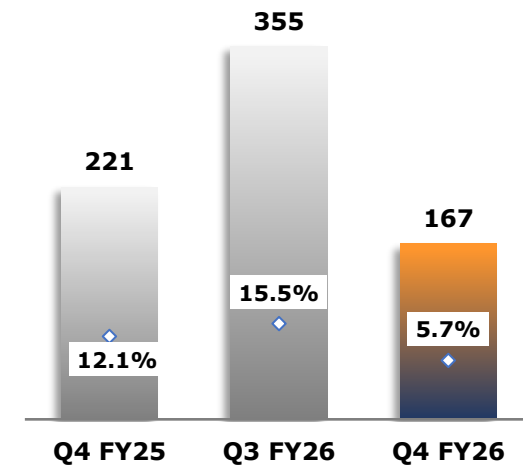
## Gross Profit

QoQ: 6.0%  
YoY: 42.0%



## EBITDA

₹ in lakh

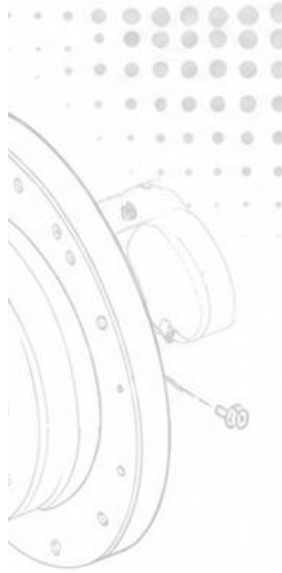

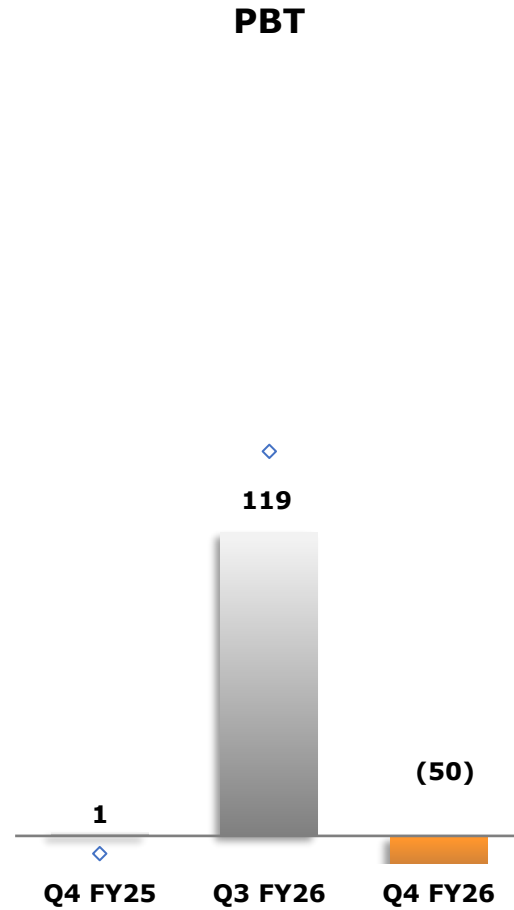
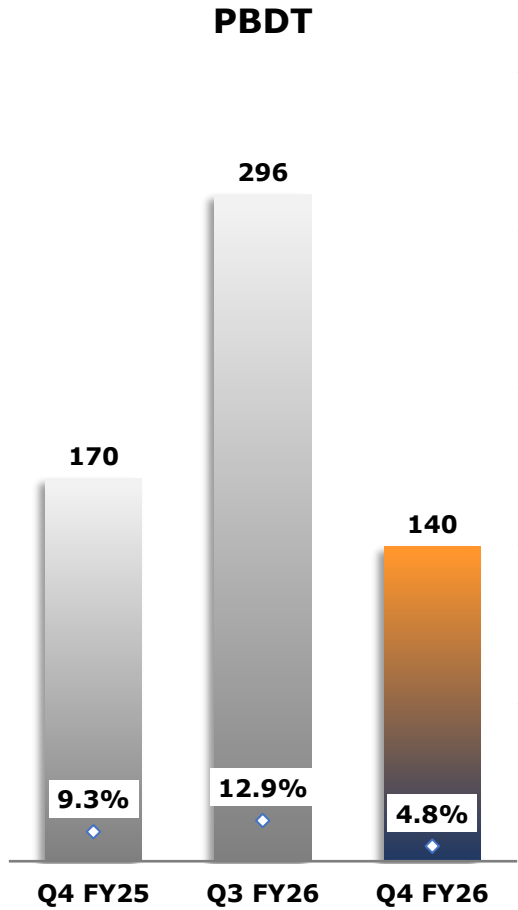


# Q4 FY26 Financial Performance - Standalone



a **revolution** in accuracy...  
driven by **perfection**!!

₹ in lakh



# FY26 Financial Performance - Standalone

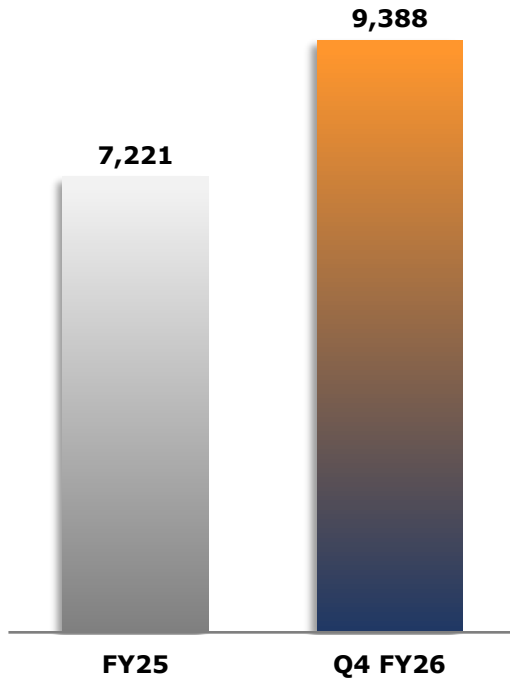


a **revolution** in accuracy...  
driven by **perfection!!**

₹ in lakh

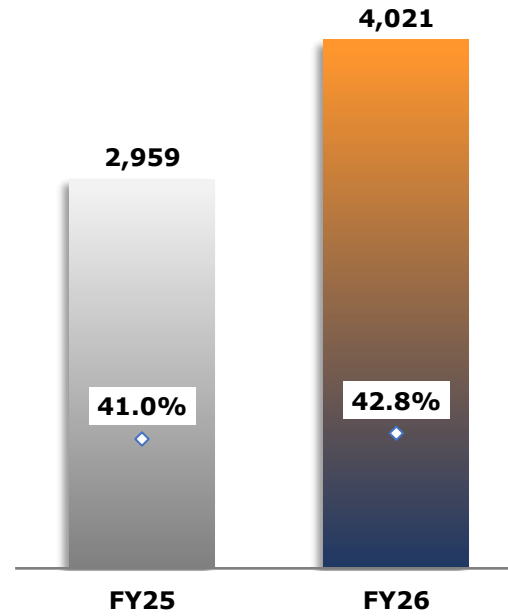
## Revenue

YoY: 30.0%



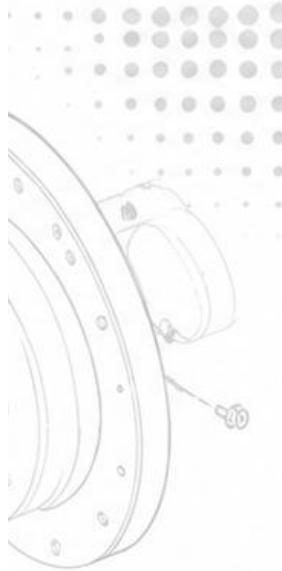
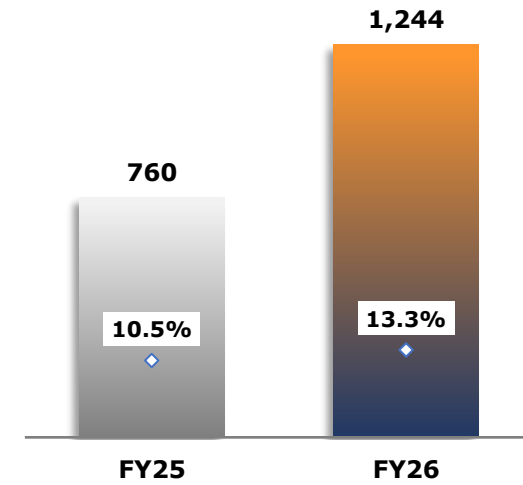
## Gross Profit

YoY: 35.9%



## EBITDA

YoY: 63.7%



# FY26 Financial Performance - Standalone

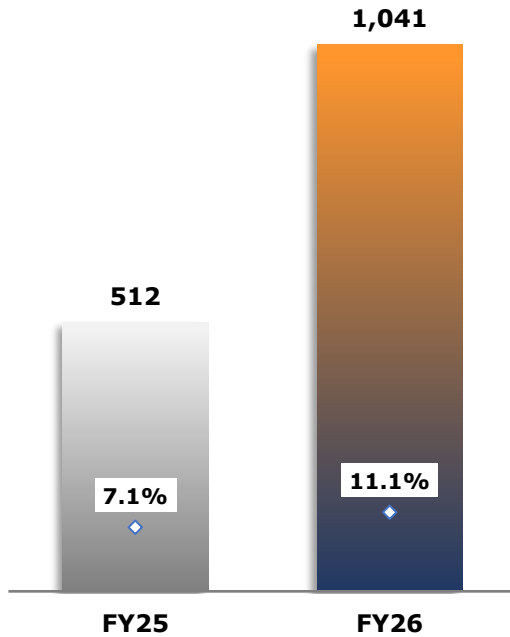


a **revolution** in accuracy...  
driven by **perfection**!!

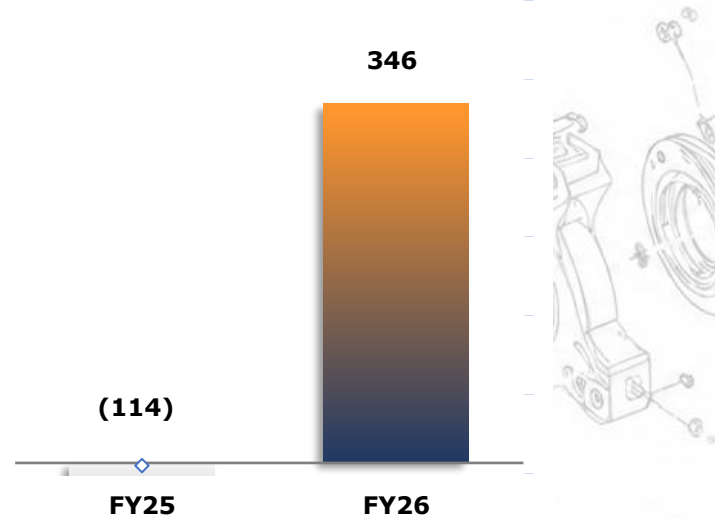
₹ in lakh

## PBDT

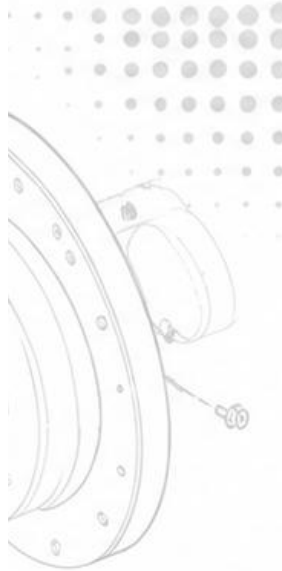
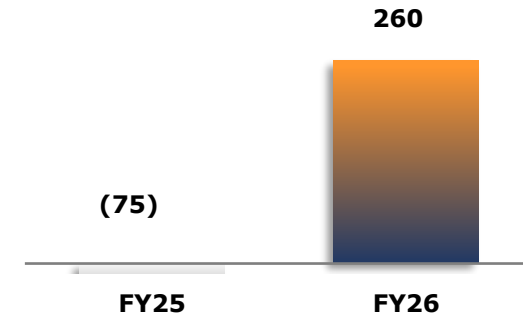
YoY: 2.0X



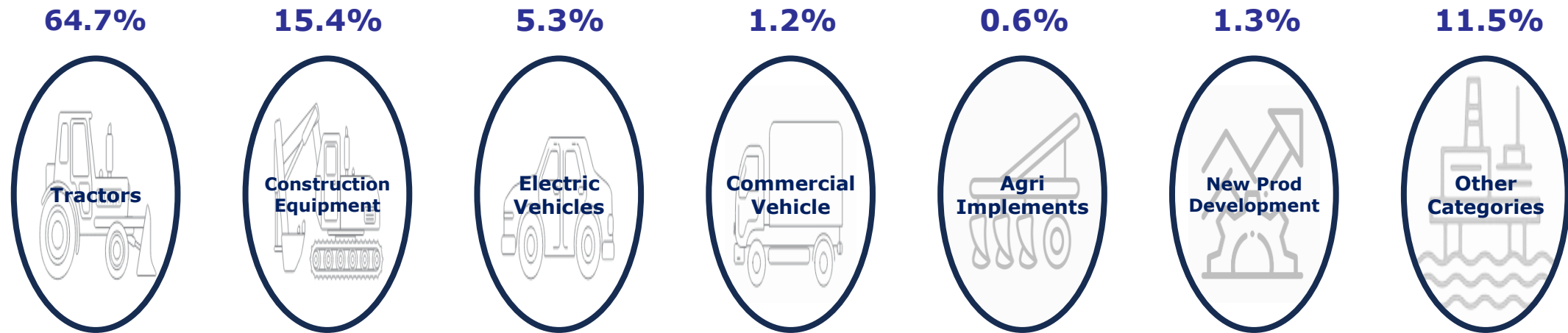
## PBT



## PAT



**Diverse market coverage solidifies Kranti Industries' position as a robust & successful player in the industry**



**Kranti Industries Limited manufactured components ranging from 100 mm to 1200 mm, demonstrating our versatility and ability to meet a wide range of specifications.**



**LATE SHRI SUBHASH VORA**

Founder & Visionary

## OUR STORY

In 1981, the journey began with a single machine and a simple belief—that precision, integrity, and hard work could build something lasting. Founded by Late Shri Subhash Vora, those early days were driven by dedication and a quiet determination to do things right.

Over time, that modest beginning evolved into a trusted, technology-driven manufacturing partner, known for reliability, efficiency, and uncompromising quality. Each challenge shaped the path forward, strengthening both capability and character.

Today, the second generation carries this legacy ahead, blending experience with innovation and a forward-looking mindset. What started small now stands recognized across industries and borders—an ongoing story of growth, purpose, and precision.



**1981**

Company  
Founded



**40+ YEARS**

Of Manufacturing  
Excellence



**TODAY**

Second Generation  
Leadership



## VISION

Our company aims to achieve Manufacturing Excellence and become a globally recognized Solution Provider, driven by Customer Delight, maintaining Zero Defect standards, and embedding Sustainability into every aspect of our operations.



## MISSION

To empower a better tomorrow by delivering high-quality products, services, and experiences that enrich lives, while fostering a culture of Innovation, Sustainability, and social responsibility guided by our core values.



## MANUFACTURING FOOTPRINT



**PLANT 1 – PUNE**



**PLANT 2 – PUNE**



**PLANT 3 – PUNE**



**PLANT 4 – JAIPUR**

## MANUFACTURING EQUIPMENT



**5-Axis Turn Mill Machining Centers**

For complex multi-operation machining



**Vertical Turret Lathes**

Ideal for large, heavy components



**CNC Turning Centers**

High-performance turning for diverse parts



**Broaching Machines**

Accurate internal and external profiles



**Leakage Testing Machines**

For stringent quality and reliability




**5-Axis Horizontal Machining Centers**

Precision for intricate geometries



**Horizontal Machining Centers**

High-speed, high-accuracy operations



**Vertical Machining Centers**

Versatile and efficient milling solutions



**Co-Ordinate Measuring Machines**

Ensuring dimensional accuracy



**Industrial Washing Machines**

Cleanliness for critical applications

## KEY HIGHLIGHTS



**45+**  
YEARS

of Manufacturing  
Excellence

Decades of experience  
delivering quality and  
reliability across  
industries.



**06**  
MODERN  
MANUFACTURING  
FACILITIES

Including Group Companies.

Strategically located to  
serve diverse customer  
needs.



**115+**  
HI-TECH  
PRODUCTION  
MACHINES

Advanced technology  
ensuring accuracy and  
efficiency at every stage.



**450+**  
SKILLED  
PROFESSIONALS

A dedicated team  
combining expertise  
with a human touch.



**200+**  
DIVERSIFIED  
PRODUCTS

A wide range of  
solutions tailored for  
multiple sectors.



**<1 Mn**  
PARTS PRODUCED  
ANNUALLY

Scalable capacity  
to meet global  
demand.

## OUR STRENGTHS & EXCELLENCE



### ADVANCED PRECISION MANUFACTURING INFRASTRUCTURE

State-of-the-art machinery  
and technology for high  
precision and efficiency.



### END-TO-END CAPABILITIES

Complete solution  
from machining,  
inspection, testing  
to washing.



### SCALABLE PRODUCTION CAPACITY

Flexible and robust  
infrastructure to cater  
to global customer  
requirements.



### QUALITY, RELIABILITY & DIMENSIONAL ACCURACY

Strong commitment  
to quality standards  
and continuous  
improvement.



### DIVERSIFIED INDUSTRY EXPERIENCE

Serving multiple sectors  
with customized and  
innovative solutions.

Combining **45+ Years** of Manufacturing Expertise with Advanced Technology,  
Skilled Manpower and Scalable Production Capabilities.

# Manufacturing Facilities – Digital Ecosystem



a **revolution** in accuracy...  
driven by **perfection**!!

## CONNECTED MANUFACTURING ASSETS



**ERP SYSTEM**  
Integrated planning, execution and resource management



**CUTTING MACHINES**  
CNC enabled machines for high precision and productivity



**TOOL VENDING MACHINES**  
Automated tool availability, tracking and inventory management



**MULTI GAUGING SYSTEM**  
In-process measurement and quality assurance at every stage



**DIGITAL MONITORING SYSTEM**  
Real-time machine monitoring and data acquisition

## CENTRALIZED DATA PROCESSING

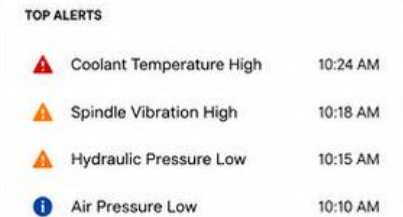
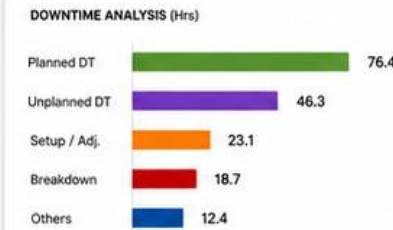
All shopfloor data is aggregated, validated and processed in real-time



## REAL-TIME MIS DASHBOARD

Live insights into production, quality, performance and efficiency

## SMART FACTORY DASHBOARD



## DIGITAL CAPABILITIES



**CONDITION MONITORING**  
Continuous monitoring of critical parameters



**PREDICTIVE MAINTENANCE**  
AI-driven alerts to prevent breakdowns and downtime



**MACHINE HEALTH MONITORING**  
Real-time machine health and performance tracking



**REAL-TIME PRODUCTION ANALYTICS**  
Live production insights for faster decisions



**PERFORMANCE TRACKING & KPI MANAGEMENT**  
Track KPIs and drive continuous improvement

# Sustainable Manufacturing Facilities



## WATER RECYCLING

Our Zero Liquid Discharge (ZLD) system enables up to **90-95%** water reuse across operations.

- Minimal liquid discharge
- High efficiency water treatment
- Reduced fresh water dependency
- Responsible consumption



## ENERGY EFFICIENT EQUIPMENT

We invest in technologies that improve energy performance and reduce losses.

- Harmonic Filters for power quality
- Reduced energy losses
- Improved equipment efficiency
- Lower carbon footprint



## CIRCULAR MANUFACTURING

We are committed to building a circular manufacturing ecosystem for a sustainable future.

- Recycling and material recovery
- Reduced waste generation
- Resource conservation
- Lower environmental impact



### OUR COMMITMENT



Conserve every drop of water



Use energy responsibly



Reduce, reuse and recycle



Sustain today, thrive tomorrow



## RENEWABLE ENERGY



**225 KWp**

Solar Installation



**~300 MWh**

Annual Solar Power  
Generation



Reducing reliance on  
conventional energy sources



Lower carbon footprint,  
higher operational efficiency



## RAINWATER HARVESTING



Rainwater collected  
on rooftop is used for  
groundwater recharge



Strengthening  
groundwater levels  
sustainably



Conserving natural  
resources for a  
better future



## OUR COMMITMENT

Integrating renewable energy and rainwater harvesting into  
our operations to create long-term environmental and business value.

# Manufacturing Footprint

-  **1 KRANTI INDUSTRIES LTD.**  
PUNE, MAHARASHTRA | Advanced Manufacturing Facility
-  **2 KRANTI SFCI PVT. LTD.**  
RAJKOT, GUJARAT | Foundry Facility  
**500 MT/Month**
-  **3 PRECISO METALL PVT. LTD.**  
KOLHAPUR, MAHARASHTRA | Precision Casting Facility  
**200 MT/Month**
-  **4 KRAKO PRECISION PVT. LTD.**  
VADODARA, GUJARAT | Manufacturing Facility
-  **5 KRANTI INDUSTRIES LTD.**  
JAIPUR, RAJASTHAN | Manufacturing Facility



**Pan-India Presence**  
Strategically located across key industrial hubs



**Strong Capacity**  
Combined capacity of **700 MT/Month**



**Advanced Facilities**  
State-of-the-art infrastructure and technology



**Commitment to Quality**  
Integrated processes ensuring consistent excellence

## KEY CAPABILITIES



**DISA MATCH  
HIGH PRESSURE  
MOLDING LINE**  
500 x 600



**DISA Match High Pressure  
Molding Line**  
500 x 600



**ARPA 450  
MOLDING LINE**  
600 x 700



**ARPA 450 Molding Line**  
600 x 700



**CURRENT  
CAPACITY**  
500 MT/Month



**Casting Process**  
High Quality Metal Castings



**AUTOMATIC SAND PLANT  
WITH 30 MT/HR  
SAND HANDLING SYSTEM**



**Automatic Sand Plant**  
30 MT/HR Sand Handling System

### FACILITY HIGHLIGHTS



**Advanced Molding  
Technology**  
High Pressure &  
High Precision



**High Production  
Efficiency**  
Automated systems for  
consistent output



**Superior Casting  
Quality**  
Consistent quality with  
tight tolerances



**Integrated & Sustainable  
Operations**  
Efficient sand handling with  
environmental focus

## MANUFACTURING CAPABILITIES



**Shell Molding**  
Casting Foundry Line



**Variety of Casting Grades**  
CI, SG & SG Moly



**Wide Range of Casting Weight**  
0.18 kg – 32 kg



**Developed Parts with Low Wall Thickness**  
Up to 3 mm

## PRODUCTION CAPACITY



**CURRENT CAPACITY**  
200 MT / Month



**SKILLED TEAM**  
Experienced & Committed Workforce

## KEY PRODUCTION EQUIPMENT



**HORIZONTAL SHOOTER**  
800 x 700



**VERTICAL SHOOTER**  
600 x 300



**INDUCTION FURNACE**  
500 kW, 500 Kg



**HYDRAULIC LOOP LINE**  
32 Pallet



**Precision Engineering**  
High dimensional accuracy and consistent quality



**Wide Product Range**  
From small to large castings (0.18 kg – 32 kg)



**Advanced Technology**  
Modern equipment ensuring efficiency and reliability



**Customer Focused**  
Customized solutions to meet specific needs



**Sustainable Operations**  
Resource efficient processes for a better tomorrow

## Automotive Components




## Other Components



## Differential Housing

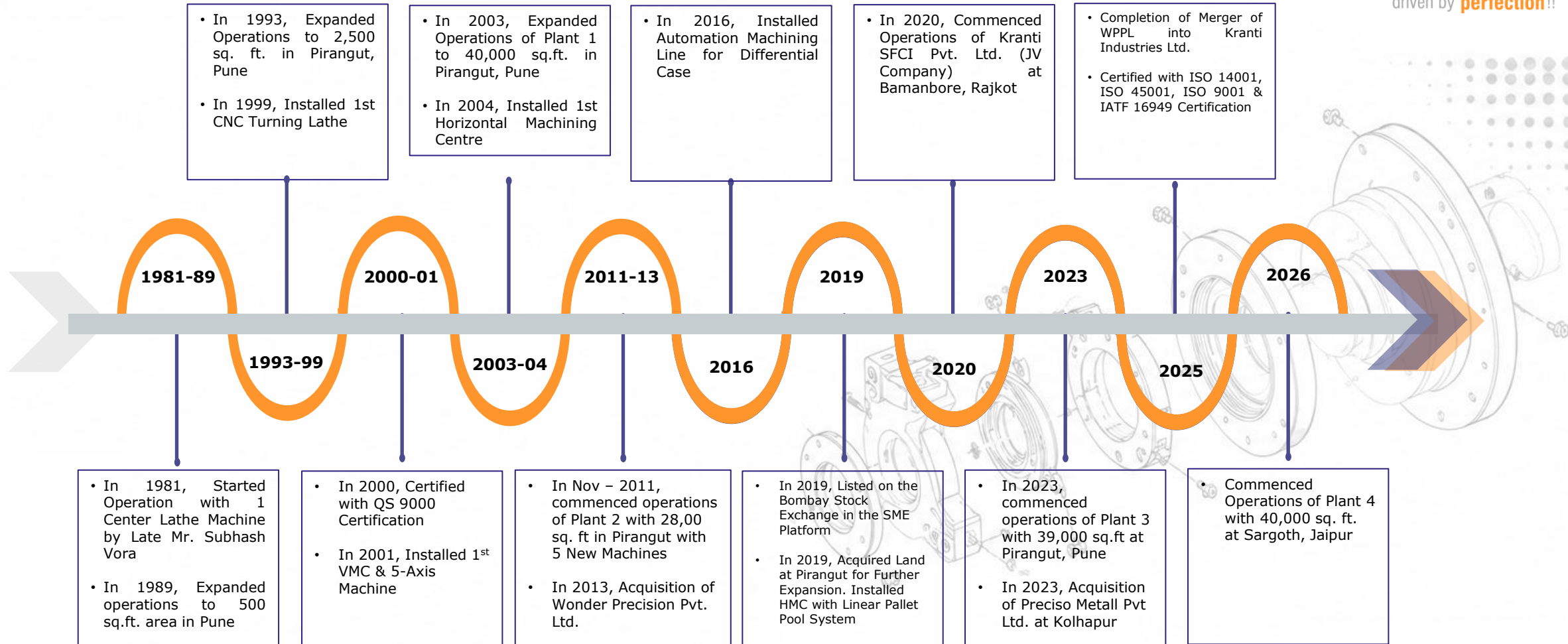


## Axle Components



## Transmission Components





## DRIVING GROWTH. POWERING POSSIBILITIES.



The auto component industry is projected to invest

**\$6.5–7.0 BILLION\***

over the next **5 years**, nearly **double** the investment from the previous 5 years.

\*Source: Automotive Component Manufacturers Association of India (ACMA)



### CUSTOMER RELATIONSHIP FOCUS

Strong relationships, excellent products and services, and a wide market reach drive long-term customer satisfaction.



### INVESTMENT AND GROWTH OPPORTUNITIES

Significant investment and strong industry growth outlook create exciting opportunities for the domestic auto component sector.



### DIVERSIFICATION STRATEGY

Expanding into new business opportunities and reducing dependency through targeted marketing and networking.

### POWERING MULTIPLE INDUSTRIES

Precision-machined components engineered for demanding environments and **OEM-level reliability**.



## ENGINEERED TODAY. ENABLING TOMORROW.

### BUILT ON STRENGTHS



#### QUALITY FIRST

Stringent quality systems and precision manufacturing ensure consistent performance and reliability.



#### TECHNOLOGY LED

Advanced manufacturing capabilities and continuous innovation drive operational excellence.



#### PEOPLE POWER

Skilled and empowered workforce committed to deliver value and exceed expectations.



#### PARTNERSHIP APPROACH

Collaborative engagements and long-term partnerships with customers and suppliers.

### OUR CAPABILITIES



#### Precision Shafts

High accuracy, high strength shafts for critical applications.



#### Flanges

Engineered for durability and precise fitment.




#### Gears

Precision gears delivering smooth and efficient performance.



#### Machined Components

Complex, high-tolerance components tailored to customer needs.



### SERVING DIVERSE SECTORS



Automotive



Agriculture



Construction



Industrial  
Machinery



Energy

# Marquee Clients



# Key Managerial Personnel



**Mr. Sachin Subhash Vora**

*Promoter, Chairman & Managing Director*

- 20+ years in the automobile components space, with a B.E. in Industrial Electronics from the Pune University.
- Leads business strategy, planning cost-effective operations, and driving market development initiatives.
- Known for translating vision into action, growth, and company-wide direction.



**Mr. Sumit Subhash Vora**

*Promoter and Whole Time Director*

- Over two decades in the industry with a Diploma in Mechanical Engineering and NIIT-certified in Web Centric Computing.
- Focuses on process improvement, team efficiency, and departmental output.
- Actively drives planning, budgeting, cost control, HR, and rollout of new business directives.

# Awards & Achievement

A legacy of excellence, innovation and trust recognized across industries and platforms.



## ZED SILVER CERTIFICATION

For Quality, Sustainability,  
Energy Efficiency and  
Continuous Improvement.



### ACMA Winner for Excellence Award in Digitalization

- Medium Category Turnover
- At 9th Technology Summit

2024



### Recognised Business Leader of the Year

- by Asian & Middle East Leadership Awards
- Smart Factory, Best in class operational excellence and Auto components categories

2023



### The Machinist Super Shopfloor Awards 2022

- Excellence in Digital Manufacturing
- SME Category

2022



### Manufacturing Excellence Award 2022

- by Global Edition of Asia Business Leadership Awards

2022



### Winner of Machinist Super Shopfloor 2021

- SME Category
- By Times Group

2021



### Winner of Best Employer

- by World HRD Congress

2021



### Certified The most Renowned Brands

- by Leaders Globe

2020



### Received The Most Admirable Business In Pune

- by Insights Success

2019



### Performance Appreciation Award

- by Oerlikon

2018



### Begin up Excellence Awards

- Best Company of the Year

2018



Quality  
Excellence



Sustainable  
Manufacturing



Energy  
Efficiency



Operational  
Excellence



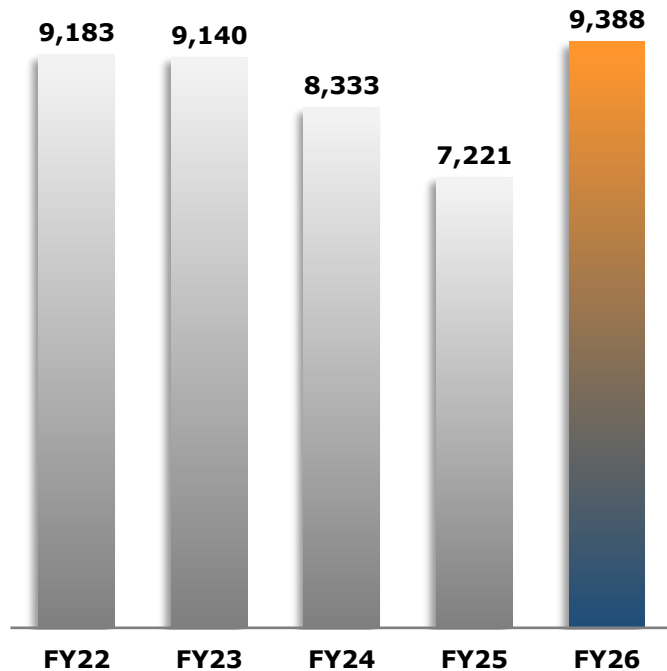
Continuous  
Improvement



# Historical Financials - Standalone

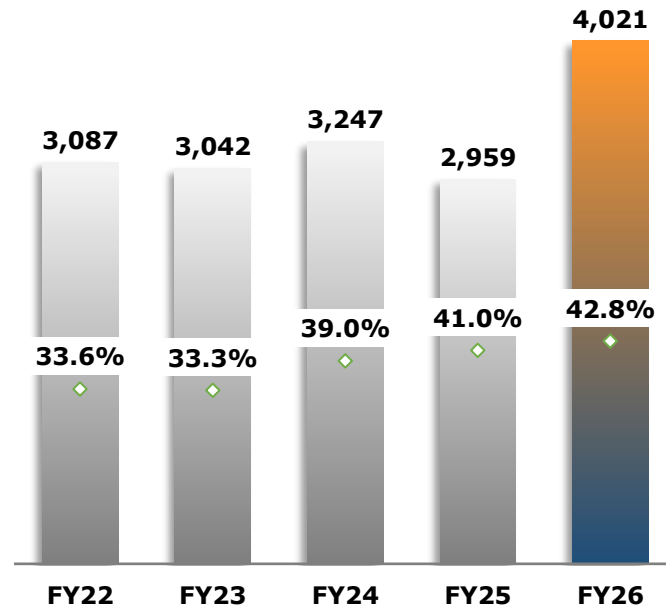
## Revenue

CAGR: 0.6%



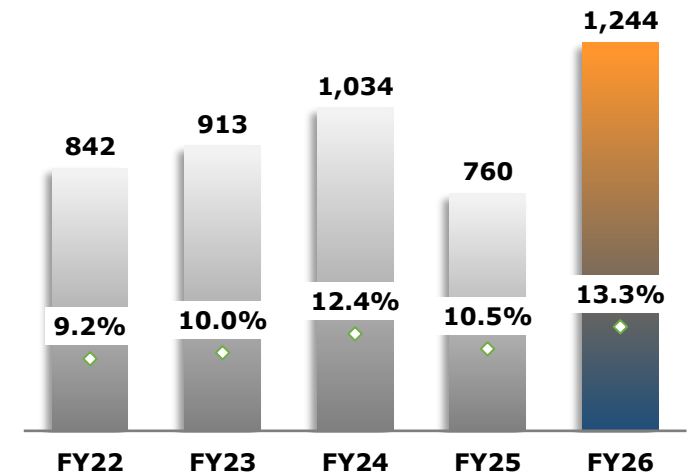
## Gross Profit

CAGR: 6.2%



## EBITDA

CAGR: 10.3%



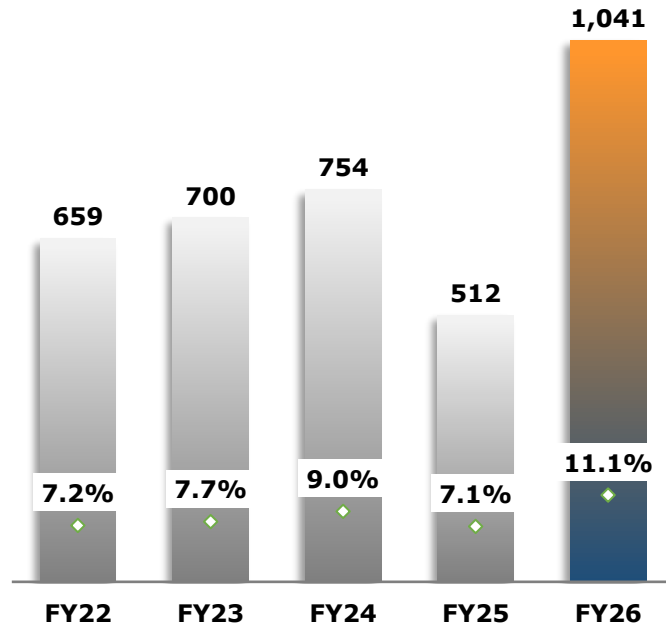
₹ in lakh



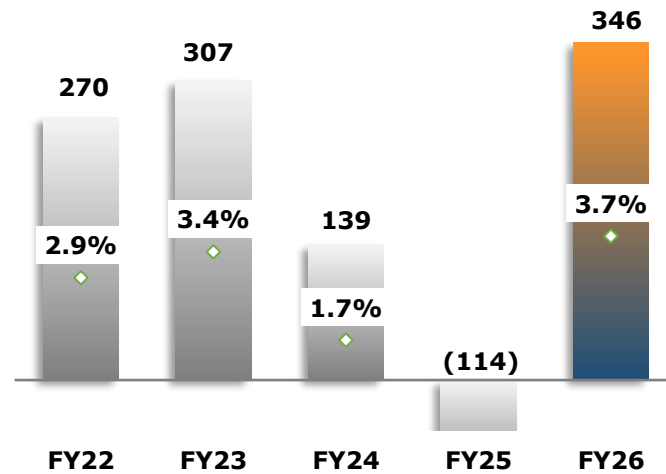
# Historical Financials - Standalone

## PBDT

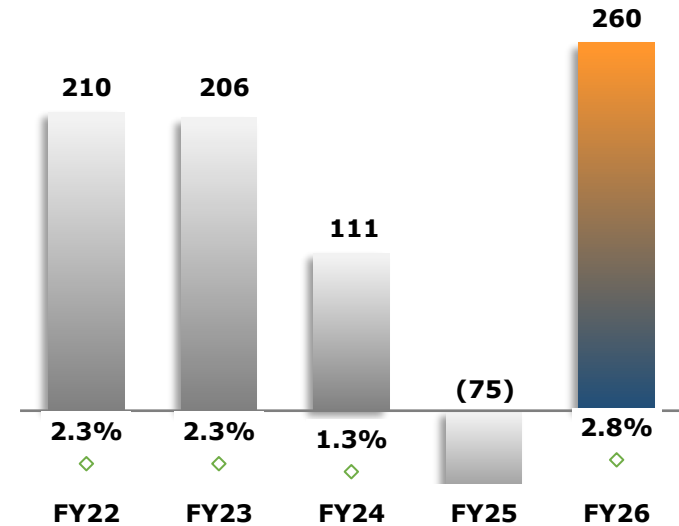
CAGR: 12.1%



## PBT



## PAT



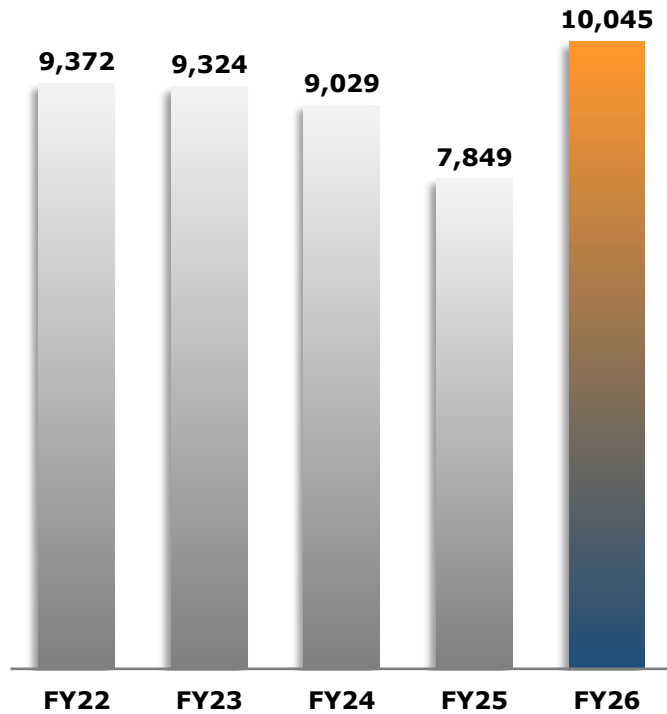
₹ in lakh



# Historical Financials - Consolidated

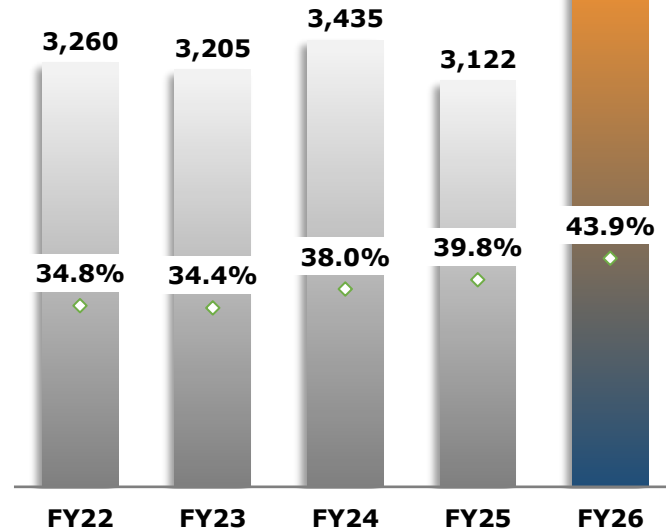
## Revenue

CAGR: 1.7%



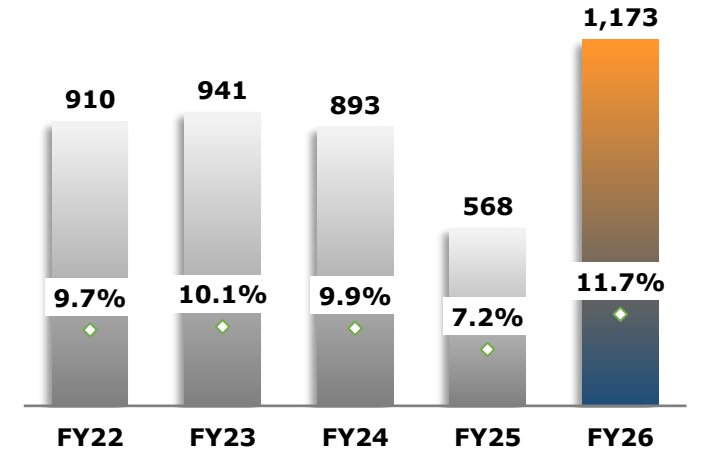
## Gross Profit

CAGR: 7.8%



## EBITDA

CAGR: 6.5%

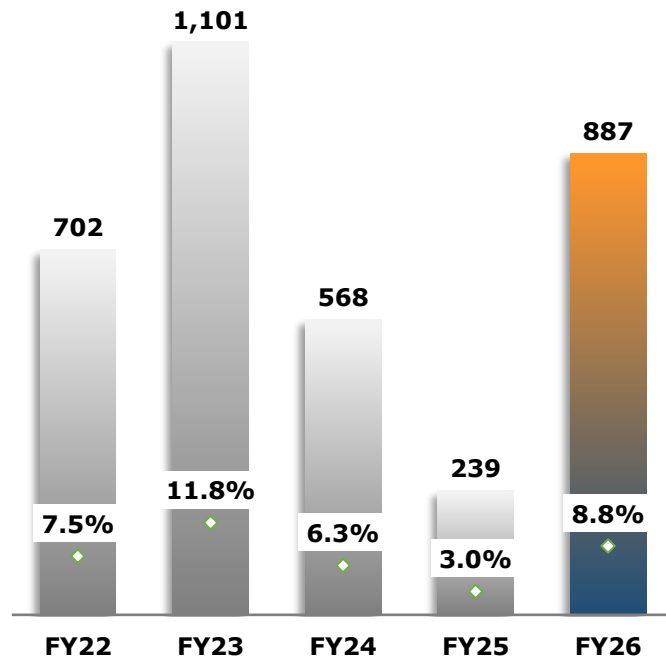


₹ in lakh

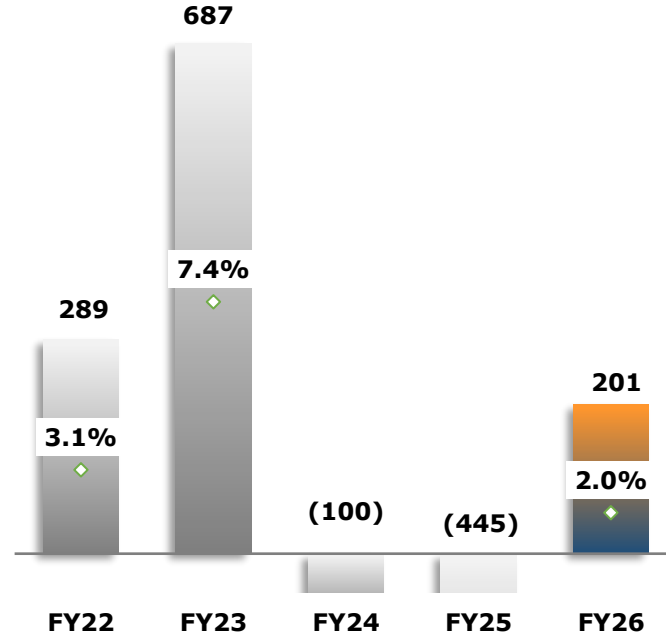
# Historical Financials - Consolidated

## PBDT

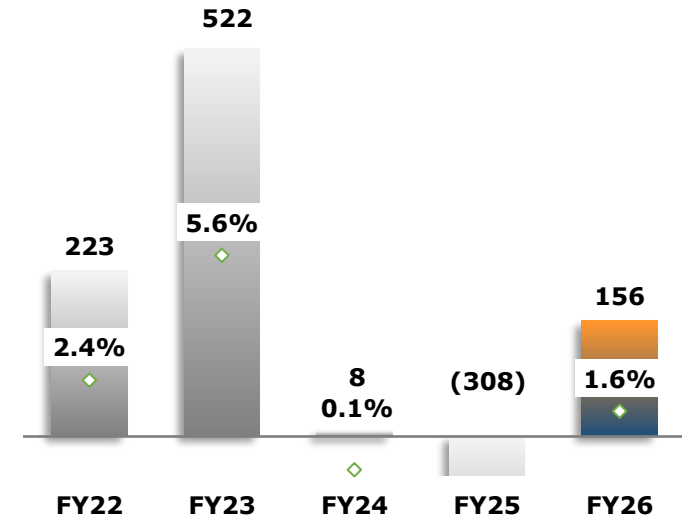
CAGR: 6.0%



## PBT



## PAT



₹ in lakh



# Thank You!

We appreciate your time and interest.  
We look forward to your continued support.



**For Further Information,  
Please Contact:**

**Kranti Industries Limited:**

**Mr. Sachin Subhash Vora**

*Chairman & Managing Director*

**E:** [Investor@krantigrp.com](mailto:Investor@krantigrp.com) | **W:** [www.krantigrp.com](http://www.krantigrp.com)



**Mr. Ritesh Shashiprakash Singh**

*Investor Relations Consultant, Rik Capital*

**M:** +91 83293 85762

**E:** [ritesh.singh@rikcapital.in](mailto:ritesh.singh@rikcapital.in) | **W:** [www.rikcapital.in](http://www.rikcapital.in)



Precision  
in Every Detail



Performance  
that Drives Value



Partnerships  
that Build Tomorrow